

2026
PRODUCT
CATALOGUE

FRONT END DISPLAYS





FRONT END DISPLAYS

Gibson offers a secure and practical range of cigarette display solutions, including robust metal cigarette units with matching single and double rear bench units. Designed for retail environments, these systems provide safe, organised storage with a clean, professional finish.

Our range also includes mobile floral step displays on castors, allowing for flexible merchandising and easy repositioning on the shop floor.

Completing the range is the Gibson Trolley Railing System, a versatile solution that enables custom configurations through a simple installation process, adapting easily to a variety of retail spaces.

TABLE OF CONTENTS

Introduction	2
Table of Contents	3
Cigarette & Slatwall	4
Flower Units	6
Trolley Railings	8



CIGARETTE & SLATWALL

Standard Finishes Options:



CHARCOAL SATIN



Cigarette Unit 7 Drawer Metal (920mm)

This metal 7 drawer cigarette unit is a cost effective and highly secure system to house cigarettes and tobacco safely in any retail environment.

Size: 885mm x 570mm x 870mm
Product Code: 923-211 (920mm high)



Cigarette Unit (1100mm)

A secure metal cigarette unit with dividers, pushers, and an integrated hinged safety lock rail, designed for safe and reliable tobacco storage in retail environments.


Size: 945mm x 600mm x 1150mm
Product Code: 708-326 (1100mm high)

Double Rear Bench – Suit 2 x Cigarette Unit

Bench unit to house 2 x Cigarette Unit units. Includes 25mm bench top and side/rear panels in melamine construction.

Size: 1830mm x 1150mm x 600mm
Product Code: 708-325 (1100mm high)


Size: 1830mm x 920mm x 600mm (923-212)
Product Code: 923-212 (920mm high)



Slatwall 1830mm

Slatwall panel 915mm L with heavy duty aluminium extrusion and aluminium surround. Combine this with our Cigarette Units and Rear Bench unit to create a complete solution.

Size: 1830mm x 1200mm
Product Code: 923-209




Single Rear Bench – Suit 1 x Cigarette Unit

Bench unit to house 1 x Cigarette Unit. Includes 25mm bench top and side/rear panels in melamine construction.

Size: 945mm x 1150mm x 600mm
Product Code: 708-326 (1100mm high)

Size: 945mm x 920mm x 600mm (923-212)
Product Code: 923-213 (920mm high)



Slatwall 915mm

Slatwall panel 915mm L with heavy duty aluminium extrusion and aluminium surround. Combine this with our Cigarette Units and Rear Bench unit to create a complete solution.

Size: 915mm x 1200mm
Product Code: 923-210




FLOWER UNITS

Standard Finishes Options:



Made to Order Finishes Options:



Floral Stepped Display - 850 Wide

Floral Display Steps on castors provide a compact, mobile, tiered solution for floral presentation, ideal for smaller spaces or areas with limited floor room.

Size: 850mm x 750mm x 750mm

Product Code: 708-221



Floral Stepped Display 1000 Wide

Floral Display Steps on castors offer a larger, mobile, tiered display solution for floral presentation, providing increased display capacity while maintaining flexibility and ease of movement.

Size: 1000mm x 750mm x 750mm

Product Code: 708-222




Produce Bin Metal Frame - Planked

Can be used on its own or alongside the Floral Stepped Display to allow greater configuration and flexible merchandising layouts.

Size: 750mm x 750mm x 750mm

Product Code: 708-222





TROLLEY RAILING 1060



TROLLEY RAILING 200

TROLLEY RAILINGS

Standard Finishes Options:



CHROME

Trolley Railing 1060

Rails

Ø 40 Carbon Steel - Chrome

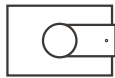
- 400mm (923-203)
- 900mm (923-204)
- 1400mm (923-205)
- 1900mm (923-206)



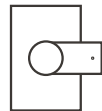
Upright

Ø 48 Carbon Steel, 1060mm High

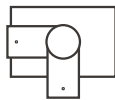
Note: fixings not included. Installer to recommend and supply fixings as suited to individual installation



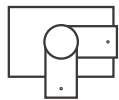
End Upright
923-197



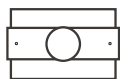
End Upright - Across
923-198



Corner LH
923-200



Corner RH
923-201



Middle Upright
923-199



T-Section
923-202

Trolley Railing 200

Rails

Ø 51 Stainless Steel SS304

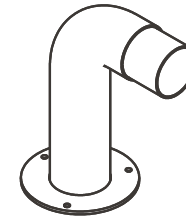
Length: 1400mm (708-133) - Cut on site to suit your need



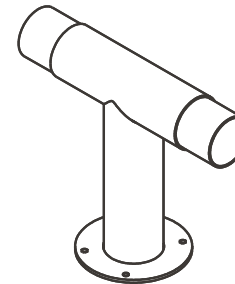
Upright

Ø Stainless Steel, 195mm High

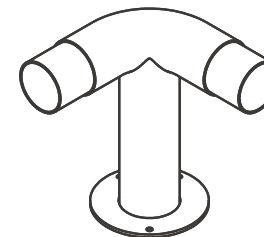
Note: fixings not included. Installer to recommend and supply fixings as suited to individual installation



End Post
708-130



Mid Post
708-131



Corner Post
708-132







*Have questions? We're happy to help!
Contact us for more information, pricing,
or to discuss your needs.*

www.gibsonretail.com.au

Head Office NSW

4 Lidco St
Arndell Park
NSW 2148

Tel: 02 8724 4600
Fax: 02 8724 4699

VIC Office


Level 7,
570 St Kilda Rd
Melbourne
VIC 3004

Tel: 03 9545 3619

Shanghai

11F, Tower A,
1308 Lianhua Rd
Minhang District
Shanghai China

Tel: +86 21 5223 0161



WEBSITE



LINKEDIN



FACEBOOK



INSTAGRAM